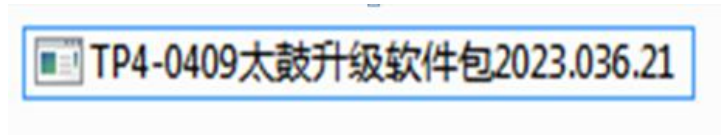
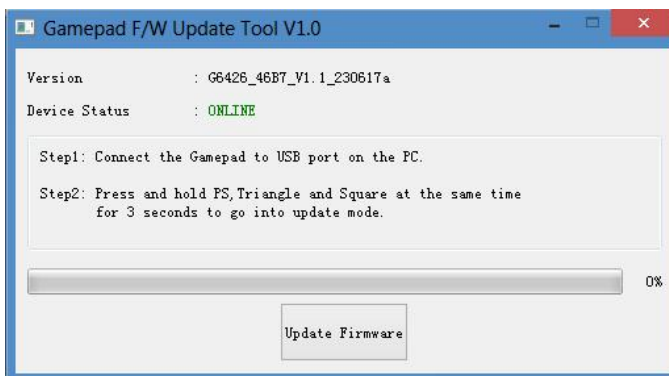


## TP4-0409 太鼓升级步骤

- 1.使用电脑在 DOBE 官网下载 TP4-0409 太鼓升级软件包
- 2.太鼓 USB 连接电脑，解压软件包，打开 TP4-0409 太鼓升级软件



- 3.同时按下太鼓操控盘 X.Y.PS 键 3 秒，直到 ONLINE 变绿



- 4.点击 ，进度条到 100%升级完成

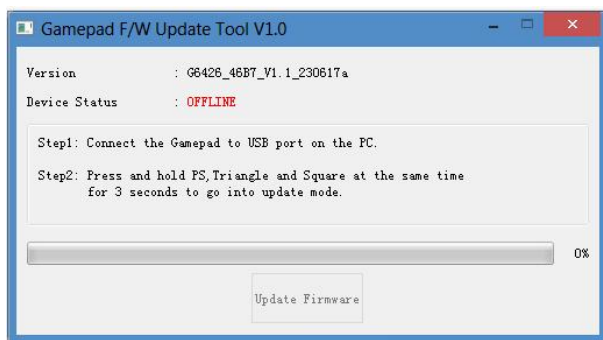


## TP4-0409 Drum Upgrade Steps

1. Use a computer to download the TP4-0409 Drum upgrade software package from the DOBE official website.

2. Connect the drum to the computer via USB, unzip the software package, and open the TP4-0409 Drum upgrade software

TP4-0409太鼓升级软件包2023.036.21



3. Press and hold the X, Y, and PS buttons on the drum controller simultaneously for 3 seconds until the ONLINE indicator turns green.



4. Click to start the **Update Firmware** . The progress bar will reach 100% when the upgrade is completed.

